

## Product Specification Sheet

### CAT.5e UTP PVC PATCH CORD

**Part #: 004.001.XXXX**

4Cabling's range of quality category 5e Ethernet Patch Leads are made from 100% Bare Copper. They are designed to be used in mission critical situations where data integrity is of the utmost importance. 4Cabling offers this quality range patch cords in 10 colours and lengths varying from 0.25m up to 10m to satisfy all your patching requirements.

#### Certifications and Compliance:

All Category 5e patch cords are wired to T568A (Australian Standard), supplied with A-Tick, ETL, 3P Verification & UL Verification to ANSI/TIA-568-C.2, ISO/IEC 11801 & EN50173 International Standards.

#### Cable Description

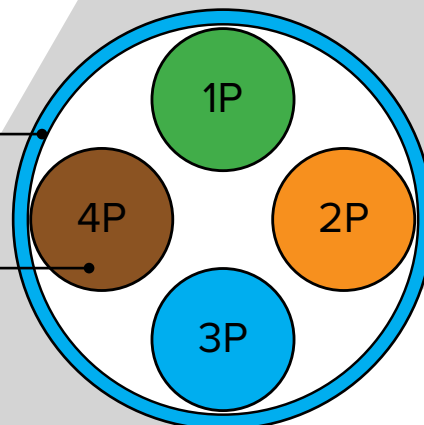
1	Construction Material	24AWG x 4Pair, 100% Bare Copper
2	Insulation Material	PE
3	Insulation Dia. - Outer Dia.	0.97mm ± 0.03mm
4	Twisted Pair	4 Pair
5	Cable Dia. - Outer Dia.	5.5mm ± 0.2mm
6	Jacket Material	Flame Retardant PVC - Conforms to UL94V-2
7	RJ45 Plug Specification	8P8C 50µ" U-Type 94V-2
8	Length (Includes RJ45 Plug)	Listed Length + 0-20mm

#### Wire Diagram (568A)


1	White Green
2	Green
3	White Orange
4	Blue
5	White Blue
6	Orange
7	White Brown
8	Brown

Jacket

Twisted Pair



AVAILABLE COLOURS



AVAILABLE SIZES

0.25m, 0.5m, 1m, 1.5m, 2m, 3m, 5m, 10m



#### PHONE

02 9565 4077  
Monday - Friday  
7:30 AM - 5:00 PM



#### FAX

02 9565 4088  
Monday - Friday  
8:00 AM - 5:00 PM



#### EMAIL

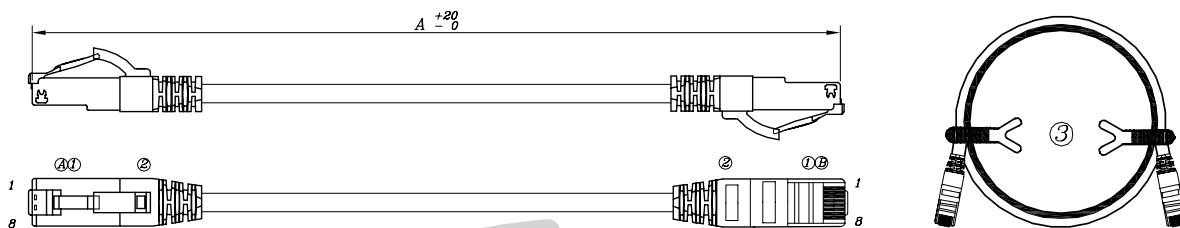
Send orders or questions to:  
sales@4cabling.com.au



#### RETAIL STORE:

31 Maddox Street  
Alexandria, NSW, 2015  
Open 5½ Days

## Product Specification Sheet



### Chemical characteristics:

No harmful substances, fully comply with EU Directive 2011/65/EU (RoHS-2)

### Electrical and Mechanical Characteristics:

Conductor Resistance	≤5Ω
Insulation Resistance	≥10MΩ
Insulation resistance by mated connectors, measured between terminations	>500MΩ
Insulation resistance by mated connectors	≥AC1000V
Characteristic Impedance	100±6Ω @ 1-100MHz
Contact Resistance	20MΩ max.
Resistance Unbalance	2% max.
Voltage Rating	75V AC max.
Dielectric Strength	1000V/Min. minimum RMS
Ampacity	1A max.
Coupling Attenuation	40dB min. @30-100 MHz 40-20log (f/100)@100-250 MHz
Transfer Impedance	N/A
Durability	≥1200 matching cycles
Cable to Plug Tensile Strength	9 Kgf (90N) min
Pulling Force	1 Kgf (10N) max

### Environmental Characteristics:

Transportation and storage [°C] : -25 °C to +70 °C  
 Installation temperature [°C] : -10 °C to +50 °C  
 Operating temperature[°C] : -25 °C to +60 °C

### Fire Resistant:

Flame test: comply with IEC 60332-1-2

### Industrial standard:

- ISO/IEC11801:2011(Ed. 2.2)
- ANSI/TIA/EIA-568-C.2
- EN 50173-1:2011
- EN 50173-2:2007 including amendment A1:2010
- IEC61935-2:2010(Ed.3.0)  
(transmission requirements)

#### PHONE

02 9565 4077  
 Monday - Friday  
 7:30 AM - 5:00 PM

#### FAX

02 9565 4088  
 Monday - Friday  
 8:00 AM - 5:00 PM

#### EMAIL

Send orders or  
 questions to:  
[sales@4cabling.com.au](mailto:sales@4cabling.com.au)

#### RETAIL STORE:

31 Maddox Street  
 Alexandria, NSW, 2015  
 Open 5½ Days

# Product Specification Sheet

Freq MHz	Insertion Loss (Max. dB) Limit (dB)	NEXT (Min. dB) Limit (dB)	RL (Min. dB) Limit (dB)	PS NEXT (Min. dB) Limit (dB)	ACR-N (Min. dB) Limit (dB)	PS ACR-N (Min. dB) Limit (dB)	ACR-F (Min. dB) Limit (dB)	PS ACR-F (Min. dB) Limit (dB)
1	3	60	17	57	57	54	57.4	54.4
4	4.5	53.5	17	50.5	49.1	46.1	45.4	42.4
8	6.3	48.6	17	45.6	42.3	39.3	39.3	36.3
10	7.1	47	17	44	39.9	36.9	37.4	34.4
16	9.1	43.6	17	40.6	34.5	31.5	33.3	30.3
20	10.2	42	17	39	31.8	28.8	31.4	28.4
25	11.4	40.3	16	37.3	28.9	25.9	29.4	26.4
31.25	12.9	38.7	15.1	35.7	25.9	22.9	27.5	24.5
62.5	18.6	33.6	12.1	30.6	15	12	21.5	18.5
100	24	30.1	10	27.1	6.1	3.1	17.4	14.4

#### PHONE

02 9565 4077  
Monday - Friday  
7:30 AM - 5:00 PM

#### FAX

02 9565 4088  
Monday - Friday  
8:00 AM - 5:00 PM

#### EMAIL

Send orders or  
questions to:  
sales@4cabling.com.au

#### RETAIL STORE:

31 Maddox Street  
Alexandria, NSW, 2015  
Open 5½ Days