

Product Specification Sheet

Cat 6 UTP Patch Leads

Part #: 004.002.XXXX

4Cabling's range of quality category 6 Ethernet Patch Leads are made from 100% Bare Copper. They are designed to be used in mission critical situations where data integrity is of the utmost importance. 4Cabling offers this quality range patch cords in 10 colours and lengths varying from 0.25m up to 50m* to satisfy all your patching requirements.

Certifications and Compliance:

All Category 6 patch cords are wired to T568A (Australian Standard), supplied with A-Tick, ETL, 3P Verification & UL Verification to ANSI/TIA-568-C.2, ISO/IEC 11801 & EN50173 International Standards.

Cable Description

1	Construction Material	24AWG x 4Pair, 100% Bare Copper
2	Insulation Material	PE
3	Insulation Dia. - Outer Dia.	1.0 mm ± 0.05mm
4	Twisted Pair	4 Pairwith PE Cross
5	Cable Dia. - Outer Dia.	6.0mm ± 0.2mm
6	Jacket Material	Flame Retardant PVC - Conforms to UL94V-2
7	RJ45 Plug Specification	8P8C 50µ" U-Type 94V-2
8	Length (Includes RJ45 Plug)	Listed Length + 0-20mm

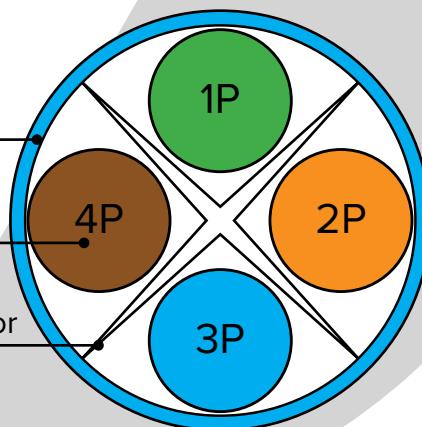
Wire Diagram (568A)

1	White Green
2	Green
3	White Orange
4	Blue
5	White Blue
6	Orange
7	White Brown
8	Brown


Jacket

Twisted Pair

PE Cross Separator



AVAILABLE COLOURS



AVAILABLE SIZES

0.25m, 0.5m, 1m, 1.5m, 2m, 3m, 5m, 10m, 15m, 20m, 30m, 50m

*Size 15m+ Only Available in Blue Colour



CATEGORY

6



75°C



24
AWG



Intertek



PHONE

02 9565 4077
Monday - Friday
7:30 AM - 5:00 PM



FAX

02 9565 4088
Monday - Friday
8:00 AM - 5:00 PM



EMAIL

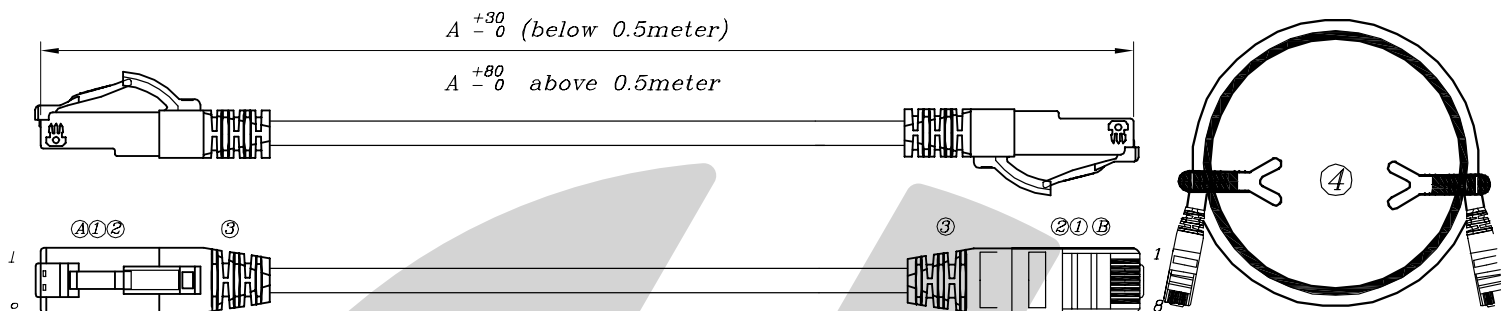
Send orders or
questions to:
sales@4cabling.com.au



RETAIL STORE:

31 Maddox Street
Alexandria, NSW, 2015
Open 5½ Days

Product Specification Sheet



Chemical characteristics:

No harmful substances, fully comply with EU Directive 2011/65/EU (RoHS-2)

Electrical and Mechanical Characteristics:

Conductor Resistance	≤5Ω
Insulation Resistance	≥10MΩ
Insulation resistance by mated connectors, measured between terminations	>500MΩ
Insulation resistance by mated connectors	≥AC1000V
Characteristic Impedance	100±6Ω @ 1-250MHz
Contact Resistance	20MΩ max.
Resistance Unbalance	2% max.
Voltage Rating	75V AC max.
Dielectric Strength	1000V/Min. minimum RMS
Ampacity	1A max.
Coupling Attenuation	40dB min. @30-100 MHz 40-20log (f/100)@100-250 MHz
Transfer Impedance	N/A
Durability	≥1200 matching cycles
Cable to Plug Tensile Strength	9 Kgf (90N) min
Pulling Force	1 Kgf (10N) max
Performance Test	Component Level Compliant

PHONE

02 9565 4077
Monday - Friday
7:30 AM - 5:00 PM

FAX

02 9565 4088
Monday - Friday
8:00 AM - 5:00 PM

EMAIL

Send orders or questions to:
sales@4cabling.com.au

RETAIL STORE:

31 Maddox Street
Alexandria, NSW, 2015
Open 5½ Days

Product Specification Sheet

Environmental Characteristics:

Transportation and storage [°C] : -25 °C to +70 °C
 Installation temperature [°C] : -10 °C to +50 °C
 Operating temperature [°C] : -25 °C to +60 °C

Fire Resistant:

Flame test: comply with IEC 60332-1-2

Industrial standard:

- ISO/IEC11801:2011(Ed. 2.2)
- ANSI/TIA/EIA-568-C.2
- EN 50173-1:2011
- EN 50173-2:2007 including amendment A1:2010
- IEC61935-2:2010(Ed.3.0)
(transmission requirements)

Freq MHz	Insertion Loss (Max. dB) Limit (dB)	NEXT (Min. dB) Limit (dB)	RL (Min. dB) Limit (dB)	PS NEXT (Min. dB) Limit (dB)	ACR-N (Min. dB) Limit (dB)	PS ACR-N (Min. dB) Limit (dB)	ACR-F (Min. dB) Limit (dB)	PS ACR-F (Min. dB) Limit (dB)
1	3	65	19	62	62	59	63.3	60.3
4	4	63	19	60.5	59	56.5	51.2	48.2
8	5.7	58.2	19	55.6	52.5	49.9	45.2	42.2
10	6.3	56.6	19	54	50.2	47.7	43.3	40.3
16	8	53.2	18	50.6	45.2	42.6	39.2	36.2
20	9	51.6	17.5	49	42.6	39.9	37.2	34.2
25	10.1	50	17	47.3	39.9	37.2	35.3	32.3
31.25	11.4	48.4	16.5	45.7	37	34.3	33.4	30.4
62.5	16.5	43.4	14	40.6	26.9	24.1	27.3	24.3
100	21.3	39.9	12	37.1	18.6	15.8	23.3	20.3
200	31.5	34.8	9	31.9	3.3	0.3	17.2	14.2
250	35.9	33.1	8	30.2	-2.8	-5.8	15.3	12.3

PHONE

02 9565 4077
 Monday - Friday
 7:30 AM - 5:00 PM

FAX

02 9565 4088
 Monday - Friday
 8:00 AM - 5:00 PM

EMAIL

Send orders or
 questions to:
sales@4cabling.com.au

RETAIL STORE:

31 Maddox Street
 Alexandria, NSW, 2015
 Open 5½ Days